


An INTERACTIVE  
Book about  
**ME!**

# My Trip to the Zoo



**K.A. Bye**

*Illustrated by Earl W. Ridgell, Jr.*

# My Trip to the Zoo



An Interactive Book about Me

Developed by **K.A. Bye**  
Illustrated by Earl W. Ridgell, Jr.



Boys Town, Nebraska

## **Dedication**

*The **Interactive Book about Me** series is dedicated to my husband,  
children, and grandchildren – each a continuous source of  
inspiration for my own adventures in writing.*

### **My Trip to the Zoo**

Text copyright © 2008 by Kathleen A. Bye

Illustrations copyright © 2008 by Father Flanagan's Boys' Home

ISBN-13 978-1-934490-00-6

ISBN-10 1-934490-00-8

All rights reserved under International and Pan-American Copyright Conventions. Unless otherwise noted, no part of this book may be reproduced, stored in a retrieval system, or transmitted in any form or by any means, electronic, mechanical, photocopying, recording or otherwise, without express written permission of the publisher, except for brief quotations or critical reviews.

Cover and interior design by Anne Hughes  
Edited by Barbara Lonnborg  
Production by Russ Cappello

Printed in Hong Kong  
10 9 8 7 6 5 4 3 2 1

Published by **Boys Town Press**  
14100 Crawford St.  
Boys Town, NE 68010

For a Boys Town Press catalog, call 1-800-282-6657  
or visit our Web site: [www.boystownpress.org](http://www.boystownpress.org)

Some animals are smaller than me.



See how small the \_\_\_\_\_ is.


It \_\_\_\_\_

\_\_\_\_\_.

Many different kinds of animals  
live at the zoo.

Birds are animals at the zoo.





This is my favorite bird.

It is called a \_\_\_\_\_.

It has a \_\_\_\_\_ and \_\_\_\_\_.

# How to Use This Interactive Book about Me

## Parents/Grandparents/Caregivers

There are many ways to use this interactive book to stimulate your child's creativity and interest in reading and writing. Older children will enjoy completing the sentences, choosing photographs or drawing pictures to create the book on their own. Very young children may require help with printing and pasting. However, be sure to ask for their input. Ask your child questions before deciding on how to complete the sentences, such as: "Which was the noisiest animal you heard at the zoo? Which one was the tallest? What part of visiting the zoo did you like best and why?" Let the child choose the photographs to use or draw pictures to accompany the text. The shared activity of working and having fun together is one of the great benefits this book can bring you and your child.

How simple or elaborate this book becomes is entirely up to you and your child. Young children may become excited to see and read the entire book with you, so it's possible to finish the book by just completing the text and gluing a photo on each page. If you or your child enjoys the hobby of scrapbooking, you can work on the book in slower stages and add colorful borders, cutouts, or stickers. The printed illustrations and borders are there to enliven the pages for children, but don't be afraid to cover them up with extra photos or decorations of your own choosing. You can also encourage children to add more text to the pages if they wish. To the left are examples of pages from **My Trip to the Zoo** completed by parents and children.

Many children return to these interactive books over and over again – to read or "tell" the stories to themselves and to share with friends, grandparents, and yes, even the family dog! And, because the book centers on words and pictures from the child's own experiences, it may stimulate greater interest in reading than traditional storybooks do for children with learning, developmental or behavioral challenges. Reading aloud to and with children is the most important activity you can do to assure their success in reading. However you choose to use this book, enjoy the journey it allows you to share with your child!

**NOTE:** We recommend that children use crayons or colored pencils when working on this book. If using markers, please test for bleed-through before proceeding.



- Mother of Jack, 3



- Grace, 5



- Jayna, 7




- Mother and Josie, 6

## Educators

One of the keys to learning to read is motivation. This interactive book, in which the child provides the text and the important images, creates that motivation. It will engage your students in the development of reading skills and vocabulary through individual life experiences. The book's basic text utilizes Dolch Sight Words in establishing sentence starters for children. (Flesch-Kincaid Readability Level for supplied text is 1.8.) Additional vocabulary specific to content is introduced, and words are added by students and supported by images (photos or drawings) supplied by them.

**My Trip to the Zoo** helps children:

- Identify groups of animals (e.g., birds, fish)
- Understand common language of measurement (e.g., short, tall)
- Use terms of comparison (e.g., small, big, noisy, quiet)
- Understand the concept of print
- Understand that illustrations and pictures convey meaning
- Use descriptive language
- Use new vocabulary to describe experiences
- Read familiar stories aloud



Books in the **Interactive Book about Me** series are designed to help not only beginning readers and writers but also English as a Second Language and Title I students. The words and images are “owned” by them because they come from the students’ own lives. The books require them to think critically, recall and reflect on their experiences, and then recount them in writing – all helpful in developing language skills.


One great way to utilize these books in your classes is to have your students begin or complete one in preparation for a parents’ open house or parent-teacher conference. They allow you to demonstrate the students’ progress in reading and writing with the end product being a book that parents can take home for shared reading aloud with their child.

# Create a Book about Your Child's Trip to the Zoo!

This **Interactive Book about Me** will take parents and children on a reading and writing adventure together. After a trip to the zoo, you and your child can relive the fun while completing the sentences in your child's own words, pasting photographs, or drawing pictures on these pages to capture an exciting event in the life of your child.

Completing the book will help young and beginning readers improve their vocabulary, reading, and writing skills. Children also develop their compare-and-contrast skills as they identify zoo animals that are short or tall, noisy or quiet, friendly or scary.

**My Trip to the Zoo** will bring repeated enjoyment and skill development as your child shares reading the book aloud with you, family members, and friends. And, when your child's reading progresses beyond the level of this book, you will have a wonderful keepsake of a special event from his or her growing years!



## What parents and others are saying about the Interactive Book About Me series:

*"She loved it! Because she helped complete it by drawing pictures and filling in the blanks, it was easy for her to read the pages without having to ask for help."*

– CASSANDRA J., MOTHER OF 6-YEAR-OLD

*"We had a lot of fun doing this together. He really likes to share it with other people."*

– JENNIFER M., GRANDMOTHER OF 7-YEAR-OLD

*"I love the fact that he takes initiative in reading the book to himself, initiating spontaneous speech, and sitting down for extended periods of time to enjoy the book. He's a 'busy' kid, so these are all goals we work toward with him."*

– AMY M., MOTHER OF 2 ½ -YEAR-OLD

*"She read it to everyone in our family including our dogs, guinea pig, and hamster! She was very proud of it. I saw her with it at least one to two times a day."*

– DOTTIE F., GRANDMOTHER OF 7-YEAR-OLD

*Ideal for beginning readers, ages 2-8, English Second Language and Title I students*



**K.A. Bye**, M.S. in Reading, has a background in teaching reading to grades K-12 and college level students. She is completing her Ph.D. in Educational Leadership with an emphasis in curriculum and instruction. Kathy and her husband, Bob, together have four children and seven grandchildren.

**Earl W. Ridgell, Jr.**, is a producer, creative director, educator, and illustrator who lives in Baltimore, Maryland.

**BOYS TOWN**  
Press

Boys Town, NE 68010  
[www.boystownpress.org](http://www.boystownpress.org)

U.S. \$13.95